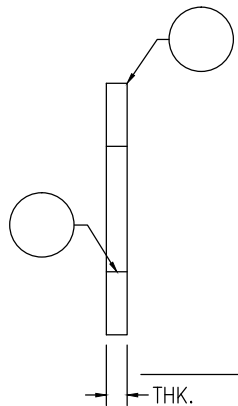
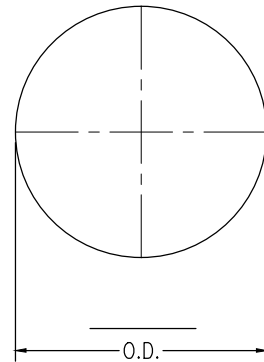
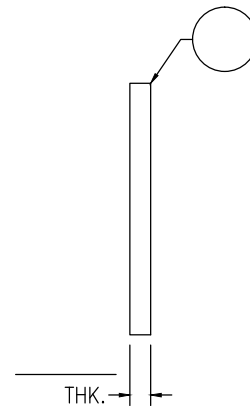


RING QTY _____



—— HOLES
 - - - - BOLT CENTER



BLIND QTY _____

MATERIAL SPEC. _____

PLATE SIZE CALC. _____

PLATE SIZE USED _____

HEAT No. _____ SLAB No. _____

NOTES:

- 1. ROLL TO _____
- 2. BEVEL _____
- 3. WEEP HOLE _____
- 4. DRILL _____
- 5. PUNCH _____
- 6. MILL TEST REPORTS _____



**INDUSTRIAL FABRICATORS
 OF CORPUS CHRISTI**

P.O. BOX 5446
 CORPUS CHRISTI, TEXAS 78405
 300 MCBRIDE LANE, 78408
 OFFICE (361) 289-0901 FAX (361) 289-6735

JOB No. _____ DATE _____

CUSTOMER _____

DUE DATE _____